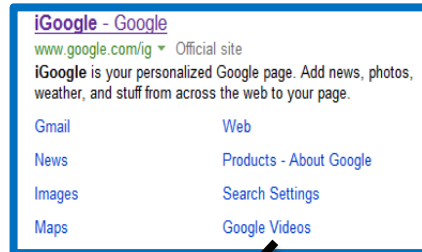


How to Find and Use iGoogle

By: Ricky Cauthon

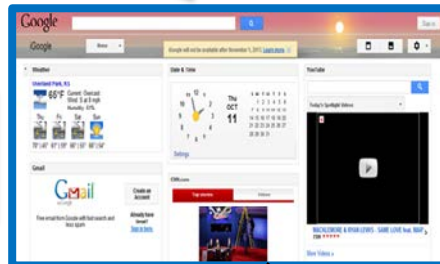
Search "iGoogle". This should be one of the top results. Click on it.



After you click on the iGoogle website this should pop up. Customize it how you would like then click "See Your Page".

A screenshot of the iGoogle customization page. It has a header "Create your own homepage in under 30 seconds". Below it is a "Select Interests" section with checkboxes for Business, Social, News, Games, Art, Entertainment, Humor, Cooking, Technology, Sports, and Name this tab. There is a "Select a theme:" section with several theme thumbnails. Below that is a "Choose Location:" section with a dropdown menu for "Country/Region" (set to United States) and a "City/Zip code" field. At the bottom is a "See your page" button and a link "Already have a page? Sign in".


Your iGoogle page should pop up and look like how you customized it.



Already have Gmail?
[Sign in here.](#)

Sign in

If you have one and want to, you can log on your Gmail account.



This is what your email feed should look like after you have logged in.

